



WEAVER PORTABLE BUILDINGS

weaverportablebuildings.com



LP OR METAL BARGAIN BARNNS



METAL RANCH STYLE ROOF
*Shown with special metal color siding



LP RANCH STYLE ROOF
*Shown with optional accessories



LP SINGLE-SLOPE STYLE ROOF
*Shown with optional accessories.



LP HIGH-BARN STYLE ROOF
*Shown with optional accessories

LP OR METAL BARGAIN BARN OPTIONS

UPGRADE OPTIONS	PRICE
72" DOUBLE DOORS	\$340
61" DOUBLE DOORS	\$280
18" x 27" SMALL WINDOW	\$60
24" x 27" MEDIUM WINDOW	\$70
30" x 36" LARGE WINDOW	\$90
30" x 36" INSULATED WINDOW	\$200
PAINTED TRIM	\$100
SHUTTERS	\$50
SKYLIGHT	\$80
FLOWER BOXES	\$45
OCTAGON WINDOW	\$60
TRANSOM WINDOW	\$60
PRE-HUNG DOOR, SOLID OR 11-LITE	\$280
2' TWO TIERED SHELVES	\$10 PER FOOT
FOLD-DOWN RAMP DOOR	\$875
LP OR METAL WAINSCOTING	\$4.00 PER FT
SPECIAL METAL COLOR	\$6.00 PER FT
SPECIAL METAL COLOR SIDING	\$12 PER FT
9' x 7' GARAGE DOOR	\$575
WOOD RAMP KIT 48" x 72"	\$200

Size	Price
8x8	\$2,812
8x12	\$3,000
10x12	\$3,592
10x14	\$3,920
10x16	\$4,148
10x20	\$4,877
12x16	\$4,932
12x20	\$5,860
12x24	\$6,646
12x28	\$7,475

LP or Metal Bargain Barns come standard with:

- 61" Double doors (\$280.00 value)
- 4' Loft
- High-Barn or Ranch style roof option



LP RANCH STYLE ROOF
*Shown with fold-down ramp door

LP PREMIUM BUILDINGS



LP PREMIUM HIGH-BARN STYLE ROOF
*Shown with optional accessories



LP PREMIUM RANCH STYLE ROOF
*Shown with optional accessories

Our LP Premium Buildings are available in a Ranch or High-Barn roof style and come standard with 61" double doors / (1) medium window / vent / painted trim / 4' loft.



LP PREMIUM RANCH STYLE ROOF
*Shown with optional accessories



LP PREMIUM HIGH-BARN STYLE ROOF
*Shown with optional accessories

LP PREMIUM BUILDING OPTIONS

UPGRADE OPTIONS	PRICE
72" DOUBLE DOORS	\$340
18"x27" SMALL WINDOW	\$60
24" x 27" MEDIUM WINDOW	\$70
30" 36" LARGE WINDOW	\$90
30" x 36" INSULATED WINDOW	\$200
SHUTTERS	\$50
SKYLIGHT	\$80
FLOWER BOXES	\$45
OCTAGON WINDOW	\$60
TRANSOM WINDOW	\$60
PRE-HUNG DOOR, SOLID OR 11-LITE	\$280
PRE-HUNG FRENCH DOOR	\$875
POP-UP DORMER	\$875
FOLD-DOWN RAMP DOOR	\$875
2' TWO TIERED SHELVES	\$10 PER FOOT
WAINSCOTING	\$4.00 PER FT

Size	Price
10x16	\$4,960
10x20	\$5,832
12x14	\$5,533
12x16	\$5,921
12x20	\$7,008
12x24	\$7,946
12x28	\$8,937
12x32	\$9,766
14x20	\$8,732
14x24	\$8,936
14x28	\$10,153
14x32	\$11,126
14x36	\$12,348
14x40	\$13,628
14x48	\$15,750

DOUBLE-WIDE BUILDING OPTION

Mix or match any two LP Premium Buildings or LP Premium Cottage Porch Buildings (ranch roof style only) and connect them together to form a double-wide.

*Double-wide pricings is purchase price of each building plus any additional options.



*Building pictured above is (2) 14'x48' LP Cottage Porch Buildings with additional options.

LP PREMIUM PORCH BUILDINGS



HIGH-BARN STYLE ROOF
*Shown with optional accessories



RANCH STYLE ROOF
*Shown with optional accessories

Our LP Premium Porch Buildings are available in a Ranch or High-Barn roof style and come standard with a solid or 11-lite pre-hung door / (2) large windows / vent / painted trim / 4' loft.



HALF PORCH PACKAGE
*Shown with optional accessories



CORNER PORCH PACKAGE
*Shown with optional accessories

LP PREMIUM PORCH BUILDING OPTIONS

UPGRADE OPTIONS	PRICE
72" DOUBLE DOORS	\$340
18" x 27" SMALL WINDOW	\$60
24" x 27" MEDIUM WINDOW	\$70
30" x 36" LARGE WINDOW	\$90
30" x 36" INSULATED WINDOW	\$200
SHUTTERS	\$50
SKYLIGHT	\$80
FLOWER BOXES	\$45
OCTAGON WINDOW	\$60
TRANSOM WINDOW	\$60
PRE-HUNG DOOR, SOLID OR 11-LITE	\$280
PRE-HUNG FRENCH DOOR	\$875
POP-UP DORMER	\$875
WOOD RAILINGS	\$16.00 PER FT
WAINSCOTING	\$4.00 PER FT

Full Porch Package and Half Porch Packages	
Size	Price
10x16	\$5,905
10x20	\$6,776
12x14	\$6,590
12x16	\$6,978
12x20	\$8,065
12x24	\$9,005
12x28	\$9,995
12x32	\$10,825
14x20	\$9,880
14x24	\$10,085
14x28	\$11,300
14x32	\$12,275
14x36	\$13,495
14x40	\$14,775
14x48	\$16,897

False Front and Deluxe Corner Porch Packages	
Size	Price
12x14	\$6,905
12x16	\$7,292
12x20	\$8,380
12x24	\$9,318
12x28	\$10,310
12x32	\$11,138
14x20	\$10,284
14x24	\$10,450
14x28	\$11,705
14x32	\$12,678
14x36	\$13,905
14x40	\$15,180
14x48	\$17,305



FALSE FRONT PACKAGE

(Only available on Ranch style roofs)

*Shown with optional accessories

LP PREMIUM COTTAGES



*Shown with optional accessories

Our LP Premium Cottages include Ranch or High Barn roof style / (1) solid or 11-lite pre-hung door / full length 6' porch / (2) large windows / painted trim / (1) 4' loft / (1) vent



*Shown with
optional
accessories

LP PREMIUM COTTAGE OPTIONS

UPGRADE OPTIONS	PRICE
18" x 27" SMALL WINDOW	\$60
24" x 27" MEDIUM WINDOW	\$70
30" x 36" LARGE WINDOW	\$90
30" x 36" INSULATED WINDOW	\$200
SHUTTERS	\$50
SKYLIGHT	\$80
FLOWER BOXES	\$45
OCTAGON WINDOW	\$60
TRANSOM WINDOW	\$60
PRE-HUNG DOOR, SOLID OR 11-LITE	\$280
PRE-HUNG FRENCH DOOR	\$875
POP-UP DORMER	\$875
WOOD RAILINGS	\$16.00 PER FT
WAINSCOTING	\$4.00 PER FT

Size	Price
18x14	\$6,862
18x16	\$7,440
18x20	\$8,907
18x24	\$10,225
18X28	\$11,597
18x32	\$12,085
20x20	\$10,632
20x24	\$11,215
20x28	\$12,815
20x32	\$14,165
20x36	\$15,768
20x40	\$17,430
20x48	\$20,310



*Shown with optional accessories

LP PREMIUM GARAGES



HIGH-BARN STYLE ROOF
*Shown with optional accessories



RANCH STYLE ROOF
*Shown with optional accessories

Our LP Premium Garages include Ranch or High-Barn roof style / 12" on center 2 x 6 floor joists / (1) solid or 11-lite pre-hung door / (2) windows / (1) 9' x 7' overhead garage door / painted trim / 4' loft



HIGH BARN STYLE ROOF
*Shown with optional accessories



WOOD RAMP KIT 48" x 72"
*2 Ramp kits pictured

LP PREMIUM GARAGE OPTIONS

UPGRADE OPTIONS	PRICE
18" x 27" SMALL WINDOW	\$60
24" x 27" MEDIUM WINDOW	\$70
30" x 36" LARGE WINDOW	\$90
30" x 36" INSULATED WINDOW	\$200
SHUTTERS	\$50
SKYLIGHT	\$80
FLOWER BOXES	\$45
OCTAGON WINDOW	\$60
TRANSOM WINDOW	\$60
PRE-HUNG DOOR, SOLID OR 11-LITE	\$280
PRE-HUNG FRENCH DOOR	\$875
POP-UP DORMER	\$875
2' TWO TIERED SHELVES	\$10 PER FOOT
WOOD RAMP KIT 48"x72"	\$200
WAINSCOTING	\$4.00 PER FT

Garage Package Pricing	
Size	Price
12x14	\$7,041
12x16	\$7,175
12x20	\$8,165
12x24	\$9,255
12x28	\$10,275
12x32	\$11,135
14x20	\$9,905
14x24	\$10,430
14x28	\$11,530
14x32	\$12,407
14x36	\$14,020
14x40	\$15,530
14x48	\$18,230



HIGH BARN STYLE ROOF
*Shown with optional accessories

LOG CABINS




*Log Cabin Cottage Porch



*Shown with additional options



Log Cabins come standard with a pre-hung door, 11-lite or solid, and four insulated windows.



*Shown with a 4' gable end porch



LOG CABIN OPTIONS & PRICING

LOG CABIN PRICES		AVAILABLE OPTIONS	PRICE	LOG CABIN COTTAGE 6' PORCH OPTION	
*Available with or without a gable end porch		11-LITE or SOLID PRE-HUNG DOOR	\$280	*building width plus 6' full-length porch	
Size	Price	30" x 36" INSULATED WINDOW	\$200	Size	Price
10x12	\$6,850	PRE-HUNG FRENCH DOORS	\$875	10x20	\$12,400
10x16	\$8,600	9'x7' GARAGE DOOR	\$575	12x14	\$12,330
10x20	\$10,500	SPRAY FOAM INSULATION (FLOOR ONLY) *price per sqft	\$2	12x16	\$13,020
12x14	\$11,000	 <p>*Shown with additional options</p>		12x20	\$15,700
12x16	\$11,500			12x24	\$18,120
12x20	\$13,800			12x28	\$21,140
12x24	\$15,840			12x32	\$24,290
12x28	\$18,480			14x20	\$16,933
12x32	\$21,250			14x24	\$20,405
14x20	\$15,033			14x28	\$23,585
14x24	\$18,125			14x32	\$26,930
14x28	\$20,925			14x36	\$30,258
14x32	\$23,890			14x40	\$33,620
14x36	\$26,838			14x48	\$40,344
14x40	\$29,820				
14x48	\$35,784				



LP CHICKEN COOPS



Size	Price
6x8	\$2,825
8x12	\$3,625
8x12 COMBO COOP	\$4,395



GREENHOUSES



Size	Price
8x12	\$4,350
10x18	\$5,925
12x16	\$6,150
12x20	\$7,150
12x24	\$8,250

LP HOBBY HOUSES



Size	Price
8x8	\$3,650
8x12	\$4,550
8x16	\$5,450
10x16	\$6,080
12x16	\$6,912
12x20	\$8,160
12x24	\$9,350



LP Dog Kennels

Size		Price
6x10	1 PEN	\$3,700
8x12	1 PEN	\$4,125
12x12	2 PEN	\$5,820



LP Playhouses

Size	Price
8x12	\$4,275



RUN-IN-SHEDS

Available in Metal or LP Smart Siding



Size	Price	Add 4' Tack Room
9x16	\$2,636	\$750
9x20	\$3,345	\$750
9x24	\$4,043	\$750
12x24	\$5,361	\$860
12x30	\$6,675	\$860



METAL ECONOMY SHEDS

Size	Price
8X12	\$2,550
8X16	\$3,050



OPTIONS



11-LITE PRE-HUNG DOOR



TRANSOM WINDOW



MRCOOL HVAC UNIT



POP-UP DORMER



MED. WINDOW



72" DOUBLE DOOR WITH TRANSOM WINDOWS



PRE-HUNG FRENCH DOORS



OCTAGON WINDOW

UPGRADE OPTIONS	PRICE
72" DOUBLE DOORS	\$340
60" DOUBLE DOORS	\$280
18" x 27" SMALL WINDOW	\$60
24" x 27" MEDIUM WINDOW	\$70
30" x 36" LARGE WINDOW	\$90
30" x 36" INSULATED WINDOW	\$200
PAINTED TRIM	\$100
SHUTTERS	\$50
SKYLIGHT	\$80
FLOWER BOXES	\$45
OCTAGON WINDOW	\$60
TRANSOM WINDOW	\$60
PRE-HUNG DOOR, SOLID OR 11-LITE	\$280
PRE-HUNG FRENCH DOOR	\$875
9' x 7' GARAGE DOOR	\$575
POP-UP DORMER (ONLY ON RANCH STYLE)	\$875
FOLD-DOWN RAMP DOOR	\$875
EXTRA LOFT SPACE	\$4.00 PER SQ FT
WAINSCOTING	\$4.00 PER FT
18" SIDE OVERHANG FOR RANCH BUILDINGS	\$10 PER FT
FLOOR JOISTS 12" O.C.	\$0.40 PER SQ FT
WOOD RAILING ON PORCHES	\$16 PER FT
2' TWO TIERED SHELVES	\$10 PER FT
VENT	\$10
110V MRCOOL HVAC MINI-SPLIT UNIT	\$1,650
WOOD RAMP KIT 48"x 72"	\$200

FINISHED WALLS & INSULATION



We are now offering the option to finish the walls and ceilings of your building with tongue-and-groove cabin-grade lumber and 1" of spray foam insulation. There is also an option to just finish the walls or just add insulation. Trim pieces are easily removeable, so wiring can be ran for electrical outlets and light fixtures.



1" SPRAY FOAM INSULATION (ROOF AND WALLS ONLY)	\$4.60 PER SQFT
TONGUE-AND-GROOVE FINISHED WALLS AND CEILING	\$12 PER SQFT
FINISHED WALLS AND INSULATION	\$16.60 PER SQFT
1" SPRAY FOAM INSULATION (FLOOR ONLY)	\$2 PER SQFT
110v HVAC MINI-SPLIT UNIT	\$1,650

COLOR OPTIONS

PAINT OPTIONS*

* Photos for Illustrative Purposes Only



White



Lightstone




Tan




Light Brown




Dark Brown




Burnish Slate




Clay




Black



Charcoal




Light Gray




Dark Gray



Cedar




Terracotta



Red



Burgundy



Green



Avacado



Light Blue



Dark Blue



Bora Bora


METAL OPTIONS*




White




Light Stone



Tan




Brown



Burnish Slate



Clay



Black




Charcoal




Light Gray




Red



Burgundy



Green



Dark Blue

Roofing Metal
40 year
Manufacturer's Warranty
29 Gauge